




Perkins Diesel Engine Timing Marks

When somebody should go to the ebook stores, search introduction by shop, shelf by shelf, it is in reality problematic. This is why we give the book compilations in this website. It will categorically ease you to see guide perkins diesel engine timing marks as you such as.

By searching the title, publisher, or authors of guide you in fact want, you can discover them rapidly. In the house, workplace, or perhaps in your method can be every best area within net connections. If you aspiration to download and install the perkins diesel engine timing marks, it is entirely simple then, in the past currently we extend the partner to purchase and create bargains to download and install perkins diesel engine timing marks for that reason simple!

Perkins Diesel Engine Timing Marks in Full HD ~~Installing timing gears and cover on a perkins 152 FUEL INJECTION PUMP setting and timing setting PERKINS 1103-A~~ How to do timing of PERKINS 105mm bore (English subtitles) - NBAE Perkins Diesel Engine Build Pt 5 Timing Gears and Seals perkins 1103 TDC and Delphi fuel injection pump removal How to 100kv perkins generator diesel pump, 100kv perkins diesel pump 3.9 Perkins 4-cyl Final Assembly | Massey Ferguson 270 [EP4] Perkins Diesel Engine Teardown Part 1 CAV DPA injector pump timing/ ratio Perkins 4.203 Setting TDC \u0026 Inserting Pin For C4.4 Posisi top gear perkins clinder 4 part 1 ~~TIPS TIMING INJECTION PUMP 428F CATERPILLAR (PART ONE)~~ How to Spot and Avoid Brake Job FAIL Tips and Tricks of 32 Years ~~Massey ferguson 231 engine tear down C.A.V. DPA Diesel injectionpump overhaul Land Rover~~ Massey ferguson 231 paano mag-adjust nang valve clearances sa makinang perkins 1103-A Massey Ferguson 35 Deluxe Injector Problem Part 1 ~~3-cyl Diesel Tractor Blown Head Gasket Repair Detailed 'Part 2 of 2'~~ VALVE ADJUSTMENT  Perkins |  Perkins |  Perkins

1104C PERKINS ENGINE TIMING GEAR SITTINGS WITH INJECTION PUMP SITTING timingPaanu mag timing ng injection pump sa three cylinder perkins engine 50kva generator MF135 Restoration #7 Timing and Removing the Injection Pump Perkins Diesel Engine Teardown Pt 3 [Adjusting the valves on a Massey 231 /Perkins 152](#)

Installing the head and head gasket on a Perkins 152 /MasseyPerkins Diesel Engine Teardown Pt 2

Perkins Engine 1000 series timing cover and seal fitting, Massey Ferguson TractorPerkins Diesel Engine Timing Marks

To check the pump timing,the timing mark is as you said under the rubber plug,left hand side of the engine roughly straight back from the end of the injector pump,rotate the engine till number one cylinder is on compression check the timing mark on the flywheel and when you can see TDC,turn the engine BACK one half revolution then slowly crank the engine forward again till you see 24 degrees BTDC.

Perkins Diesel Engine Timing Marks - repo.koditips.com

This bulletin from Foley Engines can be used to assist you in timing a Perkins diesel 4.108, 4.236, 4.248 and 6.354 engine. Certain measures need to be taken when removing the fuel injection pump as well installing it. Removal: First, before removing the injection pump make sure you can still see the scribe mark that Perkins put on the engine block. This can be found on the engine block just under the injection pump flange.

Tech Tip: How to Time a Perkins Diesel Engine ...

Diesel Pump Timing \! Youtube, size: 800 x 600 px, source: i.ytimg.com. Below are a few of the leading drawings we get from different resources, we hope these images will certainly be useful to you, and also ideally very relevant to just what you desire about the Perkins Engine Timing Marks is.

Perkins Engine Timing Marks - Wiring Forums

Perkins Diesel Engine Timing Marks Author: pompahydrauliczna.eu-2020-12-01T00:00:00+00:01 Subject: Perkins Diesel Engine Timing Marks Keywords: perkins, diesel, engine, timing, marks Created Date: 12/1/2020 11:37:51 PM

Perkins Diesel Engine Timing Marks - pompahydrauliczna.eu

To check the engine timing mark Operation 8-7 Special requirements Note: The mark was removed from the timing case when the Bosch EPVE pump with a locking screw was introduced. 1 Set the piston of number 1 cylinder to TDC on the compression stroke, see Operation 8-1. 2 Remove the fuel injection pump and its joint, see Operation 11-14.

8 Phaser/1000 Series To check the timing mark of the fuel ...

perkins diesel engine timing marksMedia Publishing eBook, ePub, Kindle PDF View ID f347c6b31Apr 10, 2020 By Anne Rice. vista ave independence mo 64056 phone 816 796 7676 fax 816 796 6053 diagram of the fuel system and components for perkins 3a 152 engine as fitted to the massey ferguson 35 tractor most of these engines dont have any timing marks the only references provided are the timing pin hole in the flywheel also tdc and bdc marked on the flywheel visible only if you split the tractor ...

Perkins Diesel Engine Timing Marks [PDF]

The two scribe marks (one on the pump flange, the other on the block) have to be lined up to look like one line (perfectly inline with each other). This times the engine. Finally, tighten the three bolts to lock the pump in position.

How to Time a Perkins Diesel Engine - Engine Builder Magazine

Hi! This is Muhammad Nadeem. Know more about engineering on my channel Contact: Phone Number +923219472206 +923009472206 Address: Nadeem Brothers Auto Engine...

How to do timing of PERKINS 105mm bore (English subtitles ...

Perkins Diesel Engine Timing Marks Tech Tip: How to Time a Perkins Diesel Engine Vintage Tractor Engineer - MF35, 3A.152, Rebuild Photos Perkins Engine Timing Marks - Wiring Forums R F Engine Engine and Engine Parts to fit Perkins® Installing a Diesel Injection Pump & Setting the Timing perkins A4-212 timing - TractorByNet 8 Phaser/1000 Series To check the timing mark of the fuel ...

Perkins Diesel Engine Timing Marks

cheap homesteading is Installing timing gears and cover on a perkins 152. He finally got back on the Massey 231 engine rebuild.

Installing timing gears and cover on a perkins 152 - YouTube

Read Online Perkins Engine Timing Marks Perkins Engine Timing Marks This bulletin from Foley Engines can be used to assist you in timing a Perkins diesel 4.108, 4.236, 4.248 and 6.354 engine. Certain measures need to be taken when removing the fuel injection pump as well installing it. Removal: First, before removing the injection pump make ...

Perkins Engine Timing Marks - e13components.com

All you need to know about timing a Perkins diesel engine. This Tech Tip, one in a series we publish, can be used to assist you in timing your Perkins 4.108, 4.236, 4.248 and the Perkins 6.354. Certain measures need to be taken when removing the fuel injection pump as well installing it. This Tech Tip follows earlier ones including:

Tech Tip 124: How to time a Perkins engine properly

Perkins Engines Company Limited shall not be liable to the Licensed User or any third party for any indirect or consequential loss, damage, expense or cost (including but not limited to loss of profits, contracts or production) howsoever arising out of or in connection with the use of or access to the online OMMs, and Perkins Engines Company Limited's maximum liability in any event shall be ...

Operation and maintenance manuals | Perkins

Our engines make a difference. You can always depend on Perkins engines, Perkins motors and Perkins diesel wherever you are. Perkins | Unbeatable range of power solutions Perkins Engine Timing Marks All you need to know about timing a Perkins diesel engine. This Tech Tip, one in a series we publish, can be used to assist you in timing your Perkins

Perkins Engine Timing Marks - trumpetmaster.com

4248 and 6354 engine certain measures need to be perkins diesel engine timing marks perkins diesel engine timing marks in full hd if you have one the engines in the note located in the removal section this is the time to re install the three bolts in the drive hub make sure you keep that rag in timing cover perkins engine timing marksif you want access to historical and academic books perkins diesel engine timing marks golden education world book document id 83492bb3 golden education world ...

Perkins Diesel Engine Timing Marks

Perkins Phaser/1000 Series, April 1995 24A.03... Page 319 In this position, the mark on the rear of the crankshaft should align with the dark area marked 6 (six cylinder engines) or 4 (four cylinder engines) on the timing label (B). 24A.04 Perkins Phaser/1000 Series, April 1995...

PERKINS 1000 SERIES WORKSHOP MANUAL Pdf Download | ManualsLib

If the mark on the timing case is correct, the mark will. perkins-engine-timing 2/3 Downloaded from browserquest.mozilla.org on November 23, 2020 by guest. align with the top edge of the pointer (B1). 8 Phaser/1000 Series To check the timing mark of the fuel ... Page 154 If the timing marks are in line and the engine performance indicates that the timing is not correct, check that the marks on the flange and on the timing case are in their correct positions, operations 17C-04 and 17C-05.

Copyright code : 528582adfeb5a31296d2c5b4afeb3282